

**Modular Cooking Range Line
 thermaline 90 - Full Module
 Freestanding Electric Fry Top, 1 Side with
 Backsplash, H=700**

ITEM # _____

MODEL # _____

NAME # _____

SIS # _____

AIA # _____



- 589535 (MCHBEBHDAO)** Electric Fry Top with smooth chrome Plate, one-side operated with backsplash
- 589543 (MCHDEBHDAO)** Electric Fry Top with ribbed chrome Plate, one-side operated with backsplash

Short Form Specification

Item No. _____

Unit constructed according to DIN 18860_2 with 20 mm drop nose top and 70 mm recessed plinth. Internal frame for heavy duty sturdiness in stainless steel. 2 mm top in 1.4301 (AISI 304). Flat surface construction, easily cleanable. THERMODUL connection system enables seamless worktop when units are connected and avoids soil penetrating. Chromium-plated mild steel cooking surface with non-stick finishing for optimal grilling. Powerblock heating system for optimal temperature distribution. Stainless steel high splash guards on the rear and sides. Large drain hole allows draining of cooking juices into a large collector. Overheat protection switches off the supply in case of overheating. Standby function saves energy and quickly recovers maximum power. Metal knobs with embedded hygienic silicon "soft" grip enable easier handling and cleaning. IPX5 water resistant certification.

Configuration: Freestanding, One-side operated with backsplash.

Main Features

- Choice of one or two heating zones. An indicator lamp shows operating state of each zone.
- Large drain hole on cooking surface permits the draining of residual cooking juices into a large collector placed under the cooking surface.
- Overheat protection: a temperature sensor switches off the supply in case of overheating.
- Stainless steel high splash guards on the rear and sides of cooking surface.
- Units have separate controls for each half module of the cooking surface.
- All major components may be easily accessed from the front.
- THERMODUL connection system creates a seamless work top when units are connected to each other thus avoiding soil penetrating vital components and facilitating the removal of units in case of replacement or service.
- Metal knobs with embedded hygienic "soft-touch" grip for easier handling and cleaning. The special design of the controls prevents infiltration of liquids or soil into vital components.
- Large visible digital display manufactured in tempered glass to resist heat and chemicals, showing temperatures or power settings. The display also shows on/off status of the appliance and on/off status of the heating elements.
- Powerblock heating system for optimal temperature distribution.

Construction

- 2 mm top in 1.4301 (AISI 304).
- Unit constructed according to DIN 18860_2 with 20 mm drop nose top and 70 mm recessed plinth.
- Flat surface construction with minimal hidden areas to easily clean all surfaces
- Cooking surface in chromium-plated mild steel with non-stick finishing for optimum grilling results.
- IPX5 water resistance certification.
- Internal frame for heavy duty sturdiness in stainless steel.
- Cooking surface to be completely smooth or completely ribbed.

Sustainability

- Standby function for energy saving and fast recovery of maximum power.

APPROVAL: _____

Optional Accessories

- | | | | | | |
|---|------------|--------------------------|--|------------|--------------------------|
| • Connecting rail kit for appliances with backsplash, 900mm | PNC 912499 | <input type="checkbox"/> | • Side reinforced panel only in combination with side shelf, for against the wall installations, left | PNC 913267 | <input type="checkbox"/> |
| • Portioning shelf, 800mm width | PNC 912526 | <input type="checkbox"/> | • Side reinforced panel only in combination with side shelf, for against the wall installations, right | PNC 913269 | <input type="checkbox"/> |
| • Portioning shelf, 800mm width | PNC 912556 | <input type="checkbox"/> | • Shelf fixation for TL80-85-90 one-side operated, TL80 two-side operated | PNC 913281 | <input type="checkbox"/> |
| • Folding shelf, 300x900mm | PNC 912581 | <input type="checkbox"/> | • Filter W=800mm | PNC 913665 | <input type="checkbox"/> |
| • Folding shelf, 400x900mm | PNC 912582 | <input type="checkbox"/> | | | |
| • Fixed side shelf, 200x900mm | PNC 912589 | <input type="checkbox"/> | | | |
| • Fixed side shelf, 300x900mm | PNC 912590 | <input type="checkbox"/> | | | |
| • Fixed side shelf, 400x900mm | PNC 912591 | <input type="checkbox"/> | | | |
| • Stainless steel front kicking strip, 800mm width | PNC 912634 | <input type="checkbox"/> | | | |
| • Stainless steel side kicking strips left and right, against the wall, 900mm width | PNC 912660 | <input type="checkbox"/> | | | |
| • Stainless steel side kicking strip left and right, back-to-back, 1810mm width | PNC 912663 | <input type="checkbox"/> | | | |
| • Stainless steel plinth, against wall, 800mm width | PNC 912939 | <input type="checkbox"/> | | | |
| • Connecting rail kit for appliances with backsplash: modular 90 (on the left) to ProThermetic tilting (on the right), ProThermetic stationary (on the left) to ProThermetic tilting (on the right) | PNC 912981 | <input type="checkbox"/> | | | |
| • Connecting rail kit for appliances with backsplash: modular 90 (on the right) to ProThermetic tilting (on the left), ProThermetic stationary (on the right) to ProThermetic tilting (on the left) | PNC 912982 | <input type="checkbox"/> | | | |
| • Back panel, 800x700mm, for units with backsplash | PNC 913013 | <input type="checkbox"/> | | | |
| • Stainless steel panel, 900x700mm, against wall, left side | PNC 913101 | <input type="checkbox"/> | | | |
| • Stainless steel panel, 900x700mm, against wall, right side | PNC 913105 | <input type="checkbox"/> | | | |
| • Endrail kit, flush-fitting, with backsplash, left | PNC 913117 | <input type="checkbox"/> | | | |
| • Endrail kit, flush-fitting, with backsplash, right | PNC 913118 | <input type="checkbox"/> | | | |
| • Scraper for smooth plates (only for 589535) | PNC 913119 | <input type="checkbox"/> | | | |
| • Scraper for ribbed plates (only for 589543) | PNC 913120 | <input type="checkbox"/> | | | |
| • Endrail kit (12.5mm) for thermaline 90 units with backsplash, left | PNC 913208 | <input type="checkbox"/> | | | |
| • Endrail kit (12.5mm) for thermaline 90 units with backsplash, right | PNC 913209 | <input type="checkbox"/> | | | |
| • U-clamping rail for back-to-back installations with backsplash (to be ordered as S-code) | PNC 913226 | <input type="checkbox"/> | | | |
| • Insert profile d=900 | PNC 913232 | <input type="checkbox"/> | | | |
| • Perforated shelf for warming cabinets and cupboard bases (one-side operated TL80-85-90 and two-side operated for TL80) | PNC 913234 | <input type="checkbox"/> | | | |
| • Energy optimizer kit 24A - factory fitted | PNC 913246 | <input type="checkbox"/> | | | |

Recommended Detergents

- | | | |
|--|------------|--------------------------|
| • C41 HI-TEMP RAPID DEGREASER, 1 pack of six 1 lt. bottles (trigger incl.) | PNC 0S2292 | <input type="checkbox"/> |
|--|------------|--------------------------|



Electrolux
PROFESSIONAL

Modular Cooking Range Line
thermaline 90 - Full Module Freestanding
Electric Fry Top, 1 Side with Backsplash, H=700

Electric

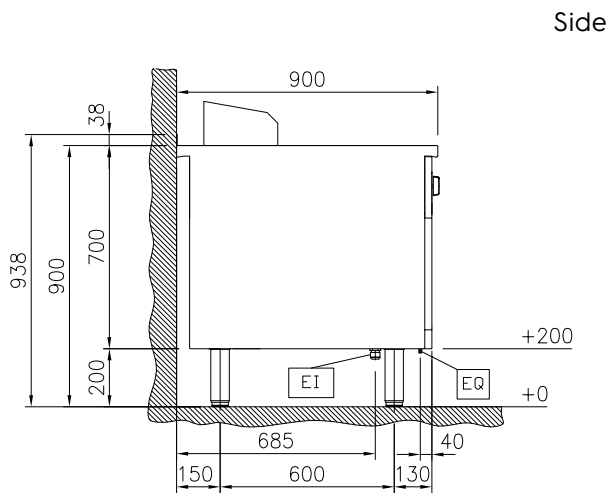
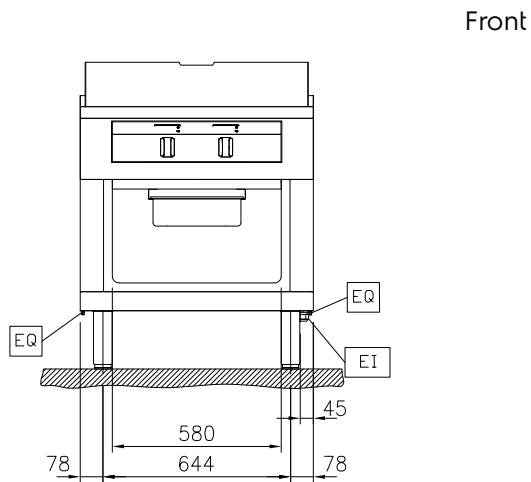
Supply voltage: 400 V/3N ph/50/60 Hz
Total Watts: 15.3 kW

Key Information:

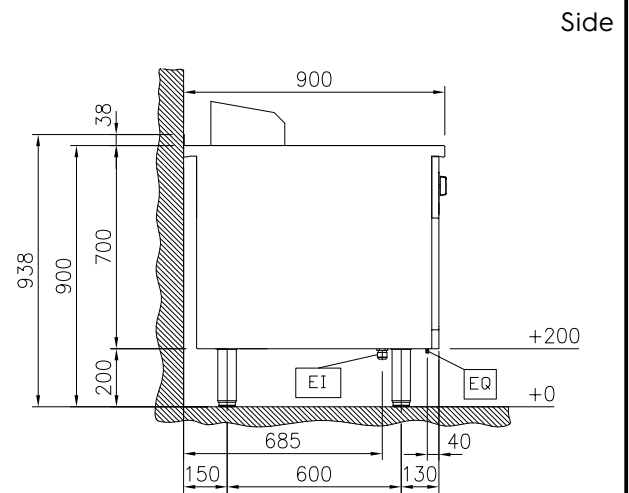
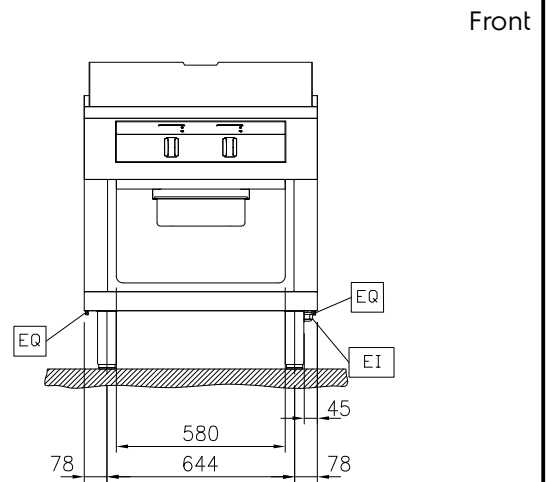
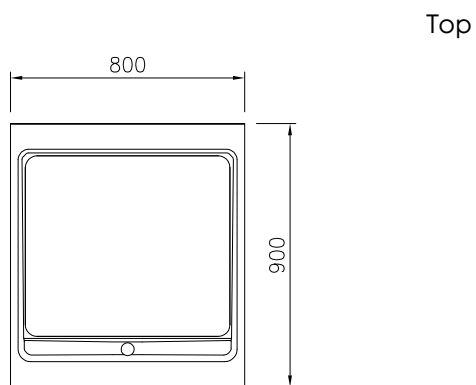
Cooking Surface Depth: 615 mm
Cooking Surface Width: 700 mm
Working Temperature MIN: 80 °C
Working Temperature MAX: 280 °C
External dimensions, Width: 800 mm
External dimensions, Depth: 900 mm
External dimensions, Height: 700 mm
Storage Cavity Dimensions (width): 580 mm
Storage Cavity Dimensions (height): 330 mm
Storage Cavity Dimensions (depth): 740 mm
Net weight: 150 kg
Configuration: On Base;One-Side Operated
Cooking surface type:
589535 (MCHBEBHDAO) Smooth
589543 (MCHDEBHDAO) Ribbed
Chromium Plated mild steel mirror
Cooking surface - material:

Sustainability

Current consumption: 22.1 Amps



EI = Electrical inlet (power)
 EQ = Equipotential screw



EI = Electrical inlet (power)
 EQ = Equipotential screw

